

第二十六回日本語コンテスト The 26th Annual Heartland Japanese Language Contest

Friday, March 8th (on-line quizzes) and Saturday, March 9th, 2024, at JCCC
Regnier Center Capital Federal Room 11190 Quivira Rd, Overland Park, KS 66210

The theme for the 2024 Japanese Language Contest is 勇気(ゆうき - courage).

This annual contest is hosted by the Heart of America Japan-America Society (HAJAS) and the Japanese Language Contest Planning Committee (JLPC). Among the sponsors are Johnson County Community College, the Japanese Consulate at Chicago, Kansas University Center for East Asian Studies, Olathe District Schools Japanese Language Program, and the JET Alumni Association.

This event provides local Japanese students with the opportunity to showcase their Japanese language skills and to meet virtually and in person with others. The competitions and performances are listed below (with additional details on the following pages).

Four (4) Digital submission EVENTS

1. 書道 Calligraphy - ひらがな・漢字 Hiragana and Kanji options
2a. 短歌 Tanka poem in English; 2b. 短歌 in Japanese
3. 四コマ漫画 Four-Panel Manga
4. Speech Contest in Japanese

Choice of Two (2) On-line Quizzes Friday March 8, 6pm -7:30 pm

Japanese Language Proficiency Test (JLPT N5-N1) information: <https://www.jlpt.jp/e/about/>

Choose the level of vocabulary & grammar quiz that best matches your Japanese level.

5. JLPT N5 たんご&ぶんぼう クイズ vocabulary & grammar quiz for mid-upper beginner
6. JLPT N4 たんご&ぶんぼう クイズ vocabulary & grammar quiz for low-mid intermediate
7. JLPT N3 たんご&ぶんぼう クイズ vocabulary & grammar quiz for upper intermediate-low advanced
8. 日本文化クイズ - Japanese Culture Quiz, primarily in English with a few Japanese language references

Open to students of all levels

Four (4) IN-PERSON EVENTS Saturday, March 9, 9:30 am - 5:30 pm

A. かなかるた (ひらがな & カタカナ) Hiragana and Katakana Karuta for beginning students
B. 漢字かるた-JLPT N5 Kanji Karuta for mid to upper beginner
C. 漢字かるた-JLPT N4 Kanji Karuta for low to mid intermediate

ENTERTAINMENT (confirm):

THREE TRAILS TAIKO TATSUMAKI YOSAKOI DANCE TEAM MSU Kizuna Friendship Group
Audience participation -Japan Trivia Game (English)

Information, Sales, Activities, Crafts, and LUNCH*

HAJAS Bazaar, Mari's Custom Cookies, Origami, calligraphy, Japanese traditional toys and games, Karuta practice tables, and conversation table
*Lunch (pre-order required)

INFORMATION BOOTHS:

JCCC, University of Kansas, Wichita State University, KC Art Institute,
JET Alumni Association and the Japanese Consulate, Heart of America Japan-America Society

Registration deadline is February 24, 2024* (Free T-Shirt for each participant)

****Please note: Submission deadline for Speech contest is Feb 10!***

Entry fee covers a souvenir Japanese Language Contest T-Shirt featuring a unique design, a mascot sticker, and entries for digital, on-line, and in-person events. Some events are level specific. Be sure to register for your level of Japanese.

If you have questions, contact kcjlangcont@gmail.com

Thanks to a generous grant from Kansas University Center for East Asian Studies, the registration fee this year is only \$8.00. Kansas University students may register at no cost.

Registration / Entry Form can be found here:

<https://kcjas.org>

Registration opens on January 15th and closes on February 24th. Speech submissions are due by February 10th. All other digital submissions are due by February 24th.

For digital submissions, upload your work to the appropriate padlet link and follow the **IMPORTANT INSTRUCTIONS.**

Event 1: 書道 - Calligraphy - event registration and digital submission by Feb 24 <https://kcjas.org>

Select ONE (1) from the following choices.

漢字: (a) 勇氣 (ゆうき-courage), (b) 辰 (たつ-dragon), or

ひらがな: (c) たつどし (year of the dragon)

- Students with any level of proficiency may enter. Each contestant may enter one calligraphy sample.
- All entries must be written on the correct side of a 13" x 9-½" Japanese calligraphy paper (Hanshi), using a Japanese calligraphy brush and Bokuju or India ink.
- The first name of the calligrapher should be written in the lower left corner of the Hanshi and should appear significantly smaller than the other characters..
- Please see the examples posted on the padlet link.

Upload your calligraphy work to this padlet link:

<https://padlet.com/contestboard/2024-calligraphy-p560b7cbm9yfqbsx>

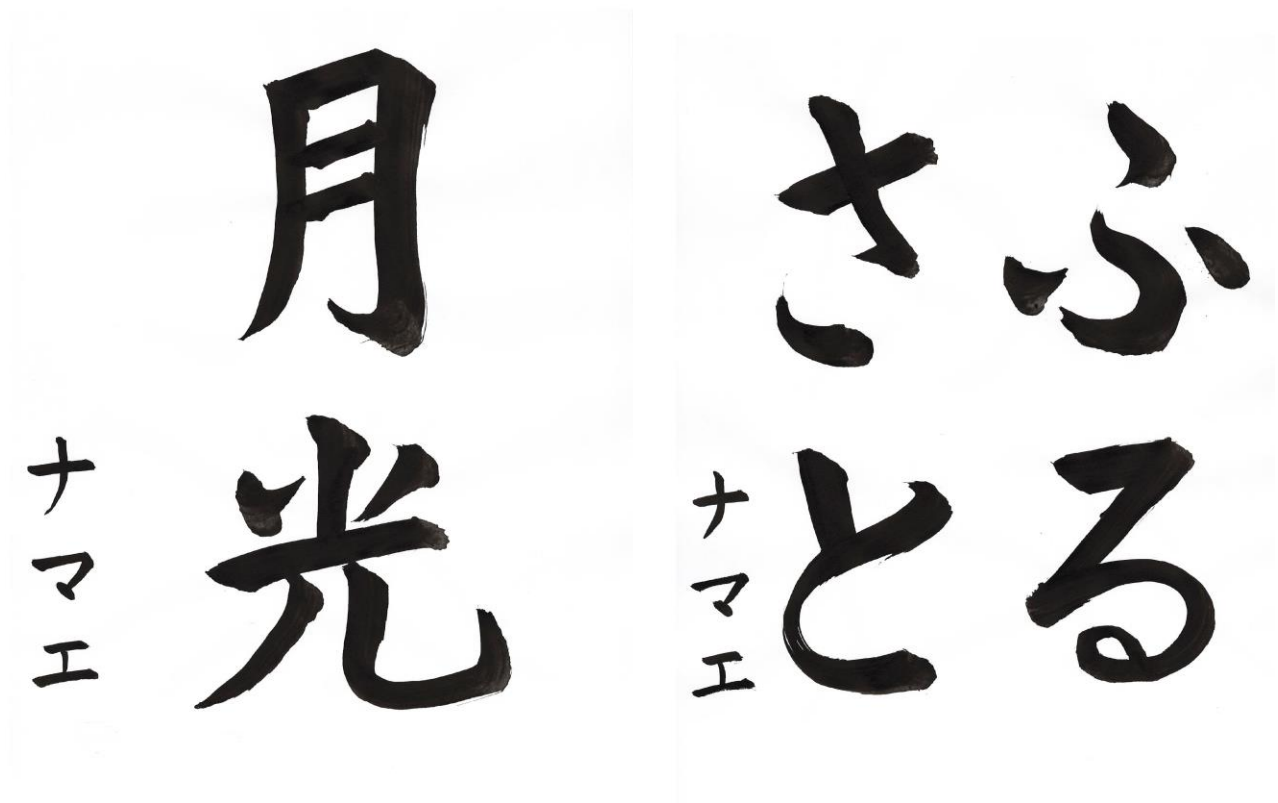
FOLLOW THESE IMPORTANT PADLET INSTRUCTIONS:

1. Click the plus symbol (+) that appears under the examples.
2. Upload your speech/presentation file.
3. In the "Subject" line, enter YOUR FULL NAME.
4. Click "Publish".

Judging criteria: Judges will check for proper strokes and brush movement, including proper stops and hooks. Judges will also look for appropriate thickness of the strokes and overall balance of the character on the page. As a reference, see a sample from 2023 below:

Please see other examples posted on the padlet link:

<https://padlet.com/contestboard/2024-calligraphy-p560b7cbm9yfqbsx>



Participants are encouraged to incorporate this year's theme, 勇氣, (courage), in their tanka and manga.

Event 2a: Tanka in English (High school and 1st year college students only) and

Event 2b: 日本語の短歌 (All levels are welcome)

Digital submission and registration due by Feb 24th at <https://kjas.org>

- Only one entry is allowed per language.
- **English Version:** Create a PPT Slide that has your tanka written horizontally in English with your name, and a corresponding image. All images used must be original or free use images without copyright or watermarks.

- **Japanese Version:** Create a PPT Slide that has your 短歌 written vertically in Japanese with your name, an English translation, and a corresponding image. Remember to start your tanka vertically on the right with the first line, and progress line by line to the left (see examples and judging criteria below). All images used must be original or free use images-without copyright or watermarks.

Judging criteria for the Tanka Contest:

English tanka: Correct Format (5-7-5-7-7 Syllables); appropriate image for all ages; and the ability of the tanka to evoke the intended emotion or reverence reflecting the theme.

Japanese tanka: Correct format (5-7-5-7-7 Syllables in Japanese); an accurate English translation is not required to follow the 5-7-5-7-7 syllable format; appropriate image for all ages; and the ability of the tanka to evoke the intended emotion or reverence reflecting the theme.

Font Size: Use a minimum font size of 18 pt on your slides

Balance: Consider the overall balance of the composition, the size of the poem to the image, the interpretation of the image with the poem, and the overall positioning of the written and graphic elements. Templates are provided on the padlet links (see below).

Upload your tanka to this padlet link: <https://padlet.com/contestboard/2024-japanese-and-english-tanka-bravery-courage-boldness-or--m6ml612uckd2abx5>

FOLLOW THESE IMPORTANT PADLET INSTRUCTIONS:

1. Click the plus symbol (+) that appears under the examples.
2. Upload a picture of your tanka.
3. In the “**subject**” line, enter your **tanka title**.
4. In the “**add a caption**” line, **enter your full name**.
5. Click "Publish". You will see the following message: “waiting for approval” once posted.

You can find the English tanka template here: Be sure to “save” your edited template using your name.

https://docs.google.com/presentation/d/1UmraRu9DOybl8OZqypqg8rhng00phYibAbWRaj3yAlk/edit#slide=id.g10b2113ad8b_0_4

You can find the Japanese Tanka template here:

https://docs.google.com/presentation/d/13YU9qU5FqWOv2_D1uJmfZWXk12_qNEOI2GO-BQMGkIc/edit#slide=id.g10b2113ad8b_0_4.



English meaning

7 7 5 7 5

た
ん
か

⑤④③②①

←

(なまえ)



At this time
I decide to
Get over you and
Want to tell you not through
The grapevine but directly

今はただ
思い絶えなむ
とばかりを
人づてならで
いうよしもがな

さきよ-たいふみちまさ

English Tanka Example: <https://www.poemsearcher.com/topic/examples-of+tanka>

Examples Of Tanka

Wind blowing on my face
making my cheeks rosy red
it's biting my nose
and chilling through all my bones
it is pushing me along.



The leaves change color
when the fall winds start
to blow,
yellow, orange and brown
are colors of fall leaves
slowly falling from the
trees.



Pretty colored trees
That are orange, red and
yellow
in the Autumn air
an old barn by the water
with a white fence around
it.



Event 3: 四コマまんが - Four Panel Manga in Japanese - Digital submission and registration due by

Feb 24 at <https://kcias.org>

- All students are welcome to enter.
- Only one entry is allowed per student.
- Four-panel manga (*yonkoma manga*) is a traditional form of entertainment in Japan. Each comic is made up of four panels (read left to right, then top to bottom) each playing a distinct part in telling a story.
 - The first panel is used to set the scene, providing the setting, situation, and characters.
 - The second panel builds upon the first panel.
 - The third panel is a set up for the pun often using a slight twist. It is like the punchline in western stories, the pun serves as the falling action.
 - The fourth panel brings the story to its conclusion usually in a comical manner.

とんぼ

(Sample 四コマ漫画 at the left)



Judging criteria:

Originality-While inspiration can come from internet sources, the work should reflect the student's original ideas.

Images- Original artwork is favored by the judges. If borrowed images are used, they must be free- use.

Creativity-Judges will look for creative use of the Japanese language.

Overall Content-The content reflects the 勇氣 theme and is appropriate for all ages.

Upload your manga to this padlet link:

<https://padlet.com/contestboard/2024-4-panel-manga-bravery-courage-boldness-or-nerve-bq7lp04gs0sqqzdn>

FOLLOW THESE IMPORTANT PADLET INSTRUCTIONS:

1. Click the plus symbol (+) that appears under the examples.
2. Upload a picture of your tanka.
3. In the "subject" line, enter your **manga title**.
4. In the "add a caption" line, **enter your full name**.
5. Click "Publish". You will see the following message: "waiting for approval" once posted.

Event 4: Speech - Instructions and guidelines

Deadline: Your video must be submitted on Padlet **by February 10th, 2024** at this link:

<https://padlet.com/contestboard/2024-speech-contest-t4qqs6t3nmjas4wq>

· Japanese scripts on Genko-yoshi (image of your handwriting or typed on the [Genko-yoshi](#)) must be sent to kcjlangcont@gmail.com **by February 10th, 2024**.

Categories:

· Category 1 is for High school and College 1st year students. Up to 2 pages of Genko-yoshi (800 characters, including punctuation)

· Category 2 is for College 2nd year students. Up to 4 pages of Genko-yoshi (1600 characters, including punctuation)

· Category 3 is for College 3rd year students and up. Up to 4 pages of Genko-yoshi (1600 characters, including punctuation)

Note: You may use kanji in your Japanese script.

Theme: Any topic

Eligibility: This contest is open to all students who are enrolled in high school or college. Contestants must meet the following requirements.

1. Non-native speaker of Japanese and learning Japanese as a foreign language.
2. Have not lived/studied in Japan for more than two years after the age of 6.
3. Were not raised in homes where Japanese is spoken regularly.

Additional requirements and guidelines:

1. Your speech must be your original work. You may get help with grammar and pronunciation from your instructors and tutors; however, you must not use any kind of translation programs/software or AI. The sophistication of your Japanese should be appropriate for your current level of your study including use of kanji.
2. Your face must be visible for the duration of the presentation. No slides or images are allowed in the video. It should be just you!
3. Well-rehearsed and memorized speeches will receive higher scores; however, briefly referencing notes is permissible.
4. Winners will be invited to the in-person contest on March 9th to receive a certificate and a ribbon. The 1st prize winner in each category will be invited to give their speech live on stage.
5. Your speech will be judged on the following 5 points:
 - a. Content (engagement with the topic), b. Overall Impression, c. Language Use, d. Delivery & Fluency, and e. Pronunciation & Intonation.

Upload your video to this padlet link: <https://padlet.com/contestboard/2024-speech-contest-t4qqs6t3nmjas4wq>

Send your Japanese script to kcjlangcont@gmail.com

FOLLOW THESE IMPORTANT PADLET INSTRUCTIONS:

1. Click the plus symbol (+) that appears under the examples.
2. Upload your speech video file.
3. In the "Subject" line, enter YOUR FULL NAME.
4. Click "Publish".

Events 5, 6, 7, and 8 - On-line Quizzes held on Friday, March 8th – Register by Feb 24 at <https://kcjas.org>

These quizzes will be held on the **quizizz** platform with the join codes and instructions emailed to participants by the morning of March 8th. add JLPT study link

The winners will be determined by the points earned through the **quizizz** program. Winners will be announced on March 9 at noon and will be shared on the HAJAS website.

- Register for the **Vocabulary & Grammar quiz** that best matches your level of study (JLPT N5, N4, or N3)
- Students of any proficiency can also register for the Culture Quiz (primarily in English).

Event 5: JLPT N5 たんご & ぶんぽう クイズ (vocabulary & grammar) OR

Event 6: JLPT N4 たんご&ぶんぽう クイズ (vocabulary & grammar) OR

Event 7: JLPT N3 単語&文法 クイズ (vocabulary & grammar) and/or

Event 8: Japan Culture – primarily in English but some basic Japanese language references are included

In-person events – Saturday, March 9 at JCCC

Karuta Competitions

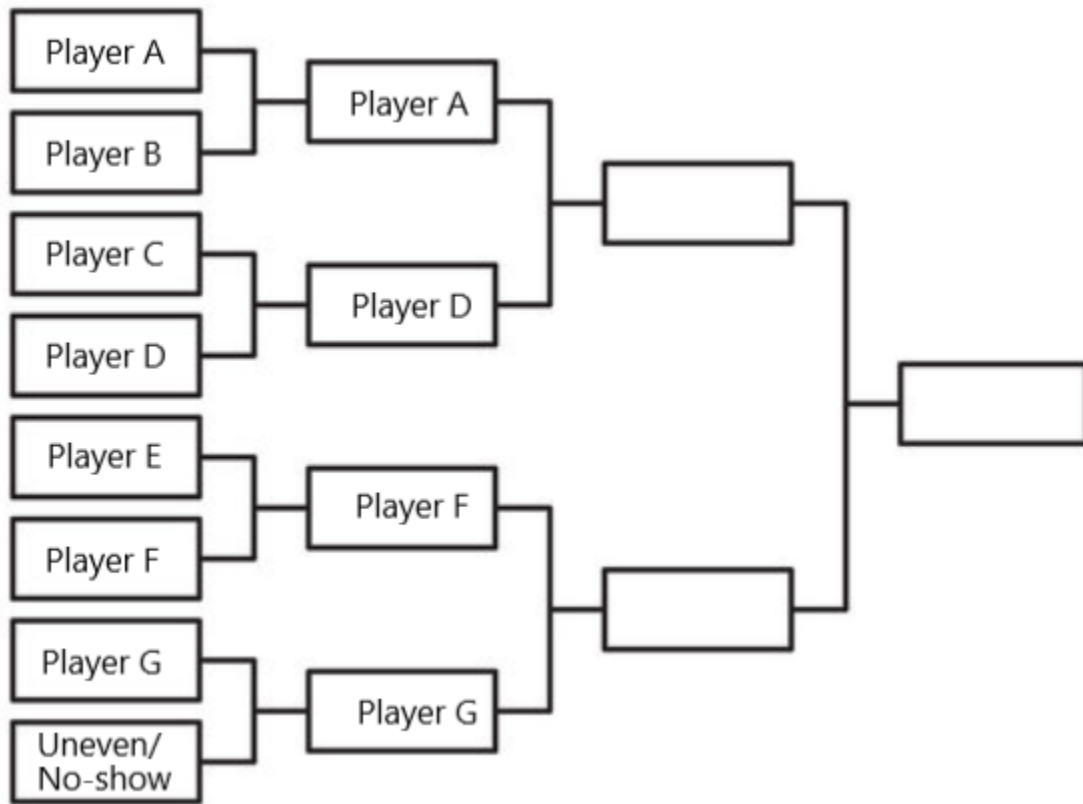
- A. **かな かるた** – Beginning level learners - 1st year HS; 1st Semester college
- B. **JLPT N5 かんじかるた** – High Beginner level - 2nd year HS; 2nd or 3rd Semester college
- C. **JLPT N4 漢字 かるた** – Low Intermediate - 3rd and 4th year HS; 4th Semester college
- D. **JLPT N3 漢字 かるた** - Intermediate - 3rd and 4th year college

We follow JCCC and local mandates for in-person gatherings. If the in-person event is canceled, you will be notified by email. All digital and on-line events will be held as planned.

- Karuta tests your speed and your memory. A word is read out and the players grab the correct, corresponding card. The winner is the player with the most cards at the end of the match.
- These are single elimination tournaments. Players will be randomly paired for the first round of matches. Each match will have a single winner who will advance to the next round. There will be no draws.
- In the preliminary rounds, the loser of each match is eliminated.
- The winners of each match advance to the next round where they will be randomly paired again with players still active in the tournament.
- This will continue until only two players remain for the title match.

No-Shows: If your opponent fails to show up for a round, they automatically forfeit the round and do not advance.

Uneven number of entrants: If there is an uneven number of entrants, the player will get a pass on the first round as if their opponent was a no-show. See example:



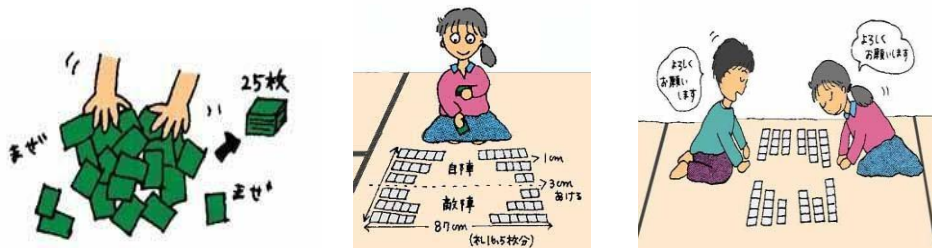
1) Karuta is played by two people who sit or stand (if using tables) facing each other. When prompted by the reader (yomi-te) players bow and say “Yoroshiku onegaishimasu”. Karuta begins with a bow, and finishes with a bow, like a Judo match. Politeness is very important.

2) An uneven number of cards (tori-fuda) are divided and placed face-down in front of each player.

3) The players turn their cards face up and arrange them in 1 to 3 rows, in whatever order makes sense to them.

4) Once the cards are arranged, the reader allows the players exactly two minutes to memorize the locations of their own cards and the cards of their opponent.

5) When the two minutes are up, the yomi-te begins the game. The players say “Yoroshiku onegai shimasu,” bow to each other and to the yomi-te.



JLC Tournament Play:

1) The rounds alternate between hiragana and katakana karuta. The title match is a combination of hiragana and katakana words. The yomi-te will read the hiragana or katakana word. The players listen for the first character read and

attempt to be first one to grab the correct picture card. The only exception would be in the case of “ん”. If ん is used, the yomi-te will emphasize the ん in the word.

2) The cards will have the character in the corner, and a picture that represents the word associated with it.

The yomi-te will repeat the word until the correct card is chosen.

3) Immediately after identifying the character, the players compete to take the matching Tori-fuda as fast as they can.



Skilled players do not need to look before grabbing the card as they have already memorized the position during the memorization time.

4) A player may not touch more than one card when searching. The yomi-te will indicate whether the selected card is correct or not. A player that selects an incorrect card may not select another card until the next word is read.

5) The player who takes the correct card and shows it to the Yomi-te first keeps it as a point. The Yomi-te will be the referee in awarding points.



6) In the case of a tie, players will play jan-ken for the point. It will be a single jan-ken for the point, not the best 2 out of 3. Reference: <https://www.tofugu.com/japan/janken/>

7) Players may place any scattered cards back in their original place and straighten up any cards moved askew. After the point is awarded, play continues until all cards are cleared from the floor.

8) The player with the most points wins the round and advances to the next round in the bracket. The title round includes a mix of hiragana and katakana words.

Schedule of Events

Friday, March 8 on-line quizzes

6:00 pm	On-line quizzes - check-in on-line
6:15-6:45	On-line Japan Culture Quiz - all levels
7:00-7:30	Vocabulary & Grammar Quizzes - N5, or N4, or N3

Saturday, March 9th

9:45-10:15 In-person event check-in

10:30 - 11:45 Preliminary Karuta rounds will run simultaneously and back-to-back.

Registered participants in each level must check in by 10:15 to finalize brackets

- A. Kana Karuta - Level 1 HS or 1st semester College Students Only
- B. JLPT N5 Kanji Karuta - High School Level 2 and College 2nd and 3rd Semester students
- C. JLPT N4 Kanji Karuta - High School Level 3-4 and College 3rd and 4th Semester students
- D. JLPT N3 Kanji Karuta - College 3rd and 4th year students

12:00 Welcome, Introductions, Announcements

Greetings from HAJAS and the Japanese Consulate at Chicago

Introduction of JLC Planning Committee, judges, and special guests

Announce winners of the digital submission events:

1. Online Quizzes, 2. Calligraphy, 3. Tanka, 4. 4-panel Manga, and 5. Speech Contest
- Winning Speech Presentation, Lunch, Activities and Games

12:00 - 1:30 Japanese Bento – pre-order required: Details available soon!

12:45 Audience participation Japan Trivia Game (in English)

1:15 MSU Kizuna Friendship Group-Traditional and Obon dances with workshop

2:00 Tatsumaki Yosakoi-Yosakoi dances with workshop

2:45 Three Trails Taiko-Taiko Drumming with workshop

3:45 **Final Karuta rounds - Kana - N5 Kanji - N4 Kanji - N3 Kanji**

5:00 Karuta Awards, Door Prizes, and Closing Remarks

11:00 - 4:00 – Sales, Information, Activity Tables Open

